

ASSEMBLY INSTRUCTION




GROUP NO: SH8378BLK/GRY

ITEM NO: SH8378-4

Thank you for purchasing this product. Please take time to read and follow the instructions below. Check that you have all parts and hardware before assembly. Parts apparently missing are often found in the packing materials. If you do not have all the parts listed, have your dealer contact us and they be sent to you immediately.

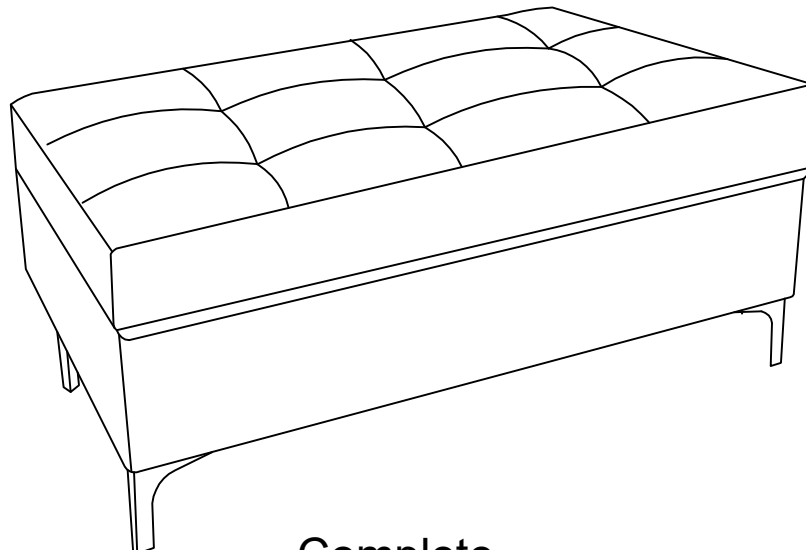
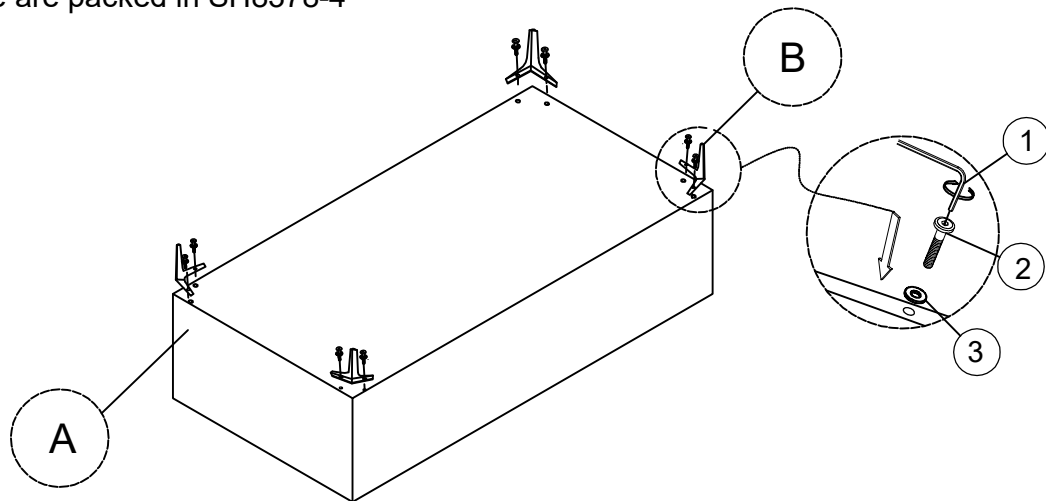
▲ It is recommended to install protective pads under all legs and supports to avoid damage or scratches when placing furniture on a wood floor or other hard surface, and to limit indentation and prevent discoloration if placing on carpet.

NOTE: Do not use power tools for assembly. Power tools increase the risk of over tightening which lead to splitting or cracking the wood.

HARDWARE FOR SH8378-4				
NO	DESCRIPTION	SKETCH	SIZE	QTY
1	Allen wrench		4 x 59mm	1 pc
2	Threaded		1/4 x 30 mm	8 pcs
3	Washer		1/4 x 2 mm	8 pcs

PARTS LIST FOR SH8378-4			
NO	DESCRIPTION	DRAWING	QTY
A	Ottoman		1 pc
B	Leg		4 pcs

Above hardware are packed in SH8378-4



Complete