









**Assembly Instruction**  
**CORNER SEAT, 1 PILLOW**  
**ITEM NO.: 9546GY-CR**



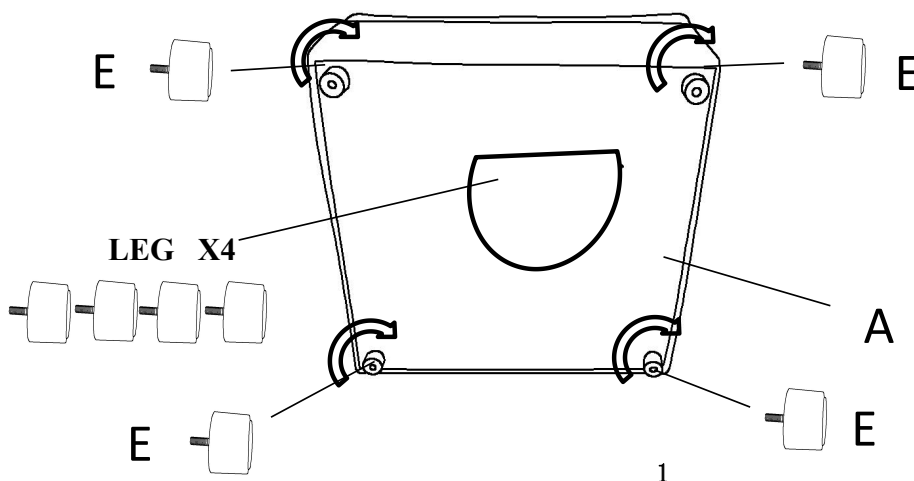
Legs are stored in the bottom of the unit, please take out for assembly.

**NOTE: Do not use power tools for assembly. Power tools increase the risk of over tightening which leads to splitting or cracking the wood.**


**COMPONENT LIST**

NO.	DRAWING	QTY	DESCRIPTION
A		1	SEAT
B		1	LSF BACK CUSHION
C		1	RSF BACK CUSHION
D		1	PILLOW
E		4	PLASTIC LEG 1.6"*2.4"
F		1	SEAT CUSHION

**Step 1#**



**Step #2**



**Care Instruction for 100% Polyester Furniture.**

**In order to maintain the original appearance of your 100% Polyester furniture, please follow below simple care procedures:**

- **Avoid exposing furniture directly to sunlight or heating and air conditioning outlets.**

**Sunlight and/or exposure to heating and air conditioning outlets will fade/damage 100% Polyester . Do not place your 100% Polyester furniture too close to windows,radiators,or vents.**

- **Vacuum or wipe with a soft brush to remove dust.**
- **Do not pull out hang tag.Use scissors to cut off the plastic string.**



**For items use on wooden floor, hard surfaces or carpets, it is recommended to Install protective pads under all legs and supports to avoid/prevent from damages/scratches and discoloration.**