



ASSEMBLY INSTRUCTION

ITEM NO: 9270FBE-1 CHAIR

LEGS ARE STORED IN THE BOTTOM OF THE SEAT, PLEASE TAKE OUT FOR ASSEMBLY.

NO.	PARTS LIST	QTY	DESCRIPTION
A		1	CHAIR

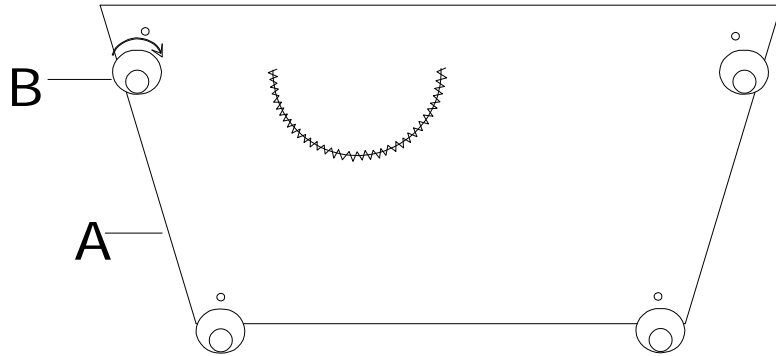
NO.	HARDWARE LIST	QTY	DESCRIPTION
B	 ø130*72mm	4	WOODEN LEGS

ASSEMBLY INSTRUCTION

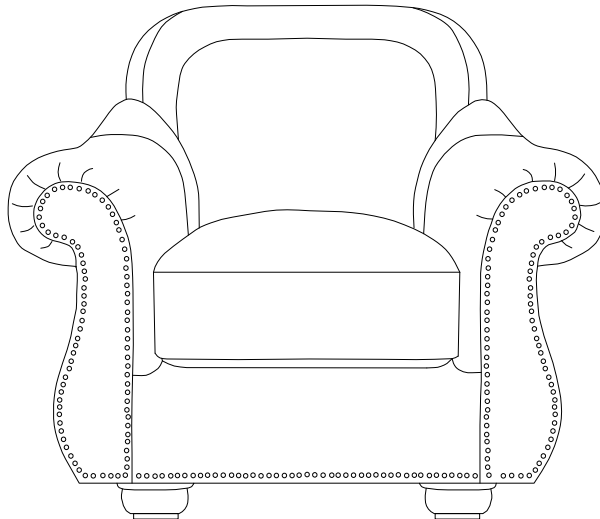
ITEM NO: 9270FBE-1 CHAIR

STEP # 1

PARTS INSIDE



STEP # 2



CARE INSTRUCTION FOR TOP LEATHER WITH PU FURNITURE

In order to maintain the original appearance of your furniture, please follow below care procedures.

°Avoid exposing furniture directly to sunlight or heating and air conditioning outlets. sunlight and/ or exposure to heating and air conditioning outlets will fade/damage top leather with PU. Do not place your upholstered furniture too close to windows, radiators, vents and be sure to use window treatments to block the sun's rays.

°Wipe with a soft brush to remove dust.