

# ASSEMBLY INSTRUCTION

## 2544-64 DINING TABLE, PAPER TOP

PART LIST:

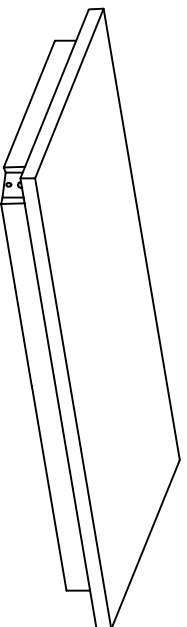


Table top  
1pc

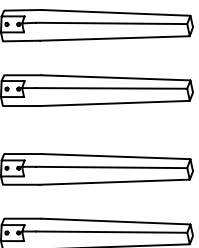




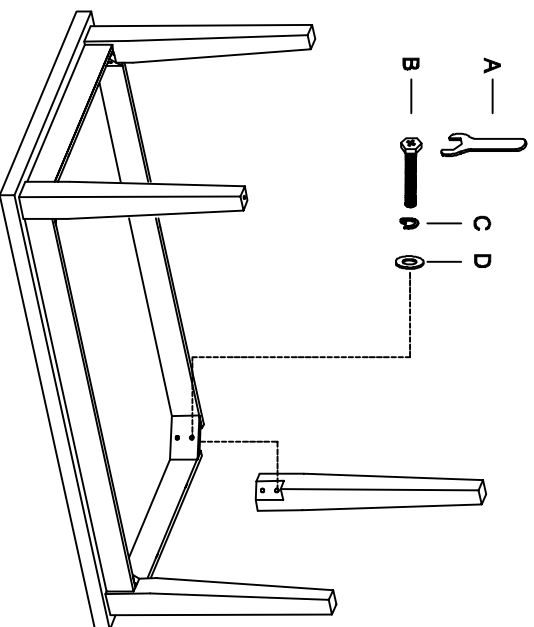


Table leg  
4pcs

| HARDWARE LIST |  |               |               |       |
|---------------|--|---------------|---------------|-------|
| A             |  | L-ALLEN KEY   | 12mm          | 1 PC  |
| B             |   | Bolt          | Ø5/16"x2-1/2" | 8 PCS |
| C             |   | Spring Washer | Ø5/16"        | 8 PCS |
| D             |   | Flat Washer   | Ø5/16"xØ23mm  | 8 PCS |

### STEP 1



- (1) Place the table top on the smooth and stable carpeted or padded surface.
- (2) Align the table legs to the pre-drilled holes and tighten with bolt and washer.

### COMPLETED

