
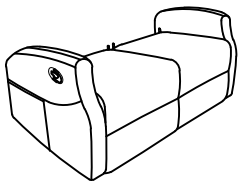




# Assembly Instruction

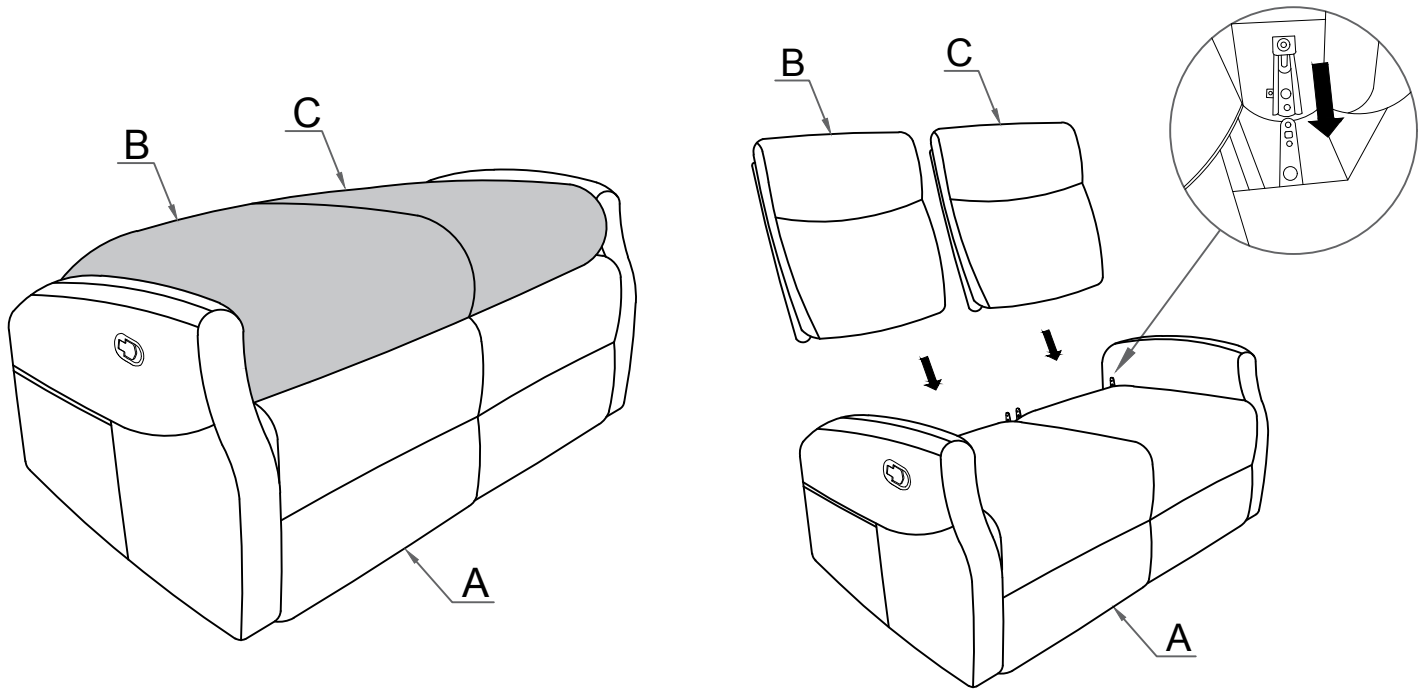
ITEM NO.: 8349BEG-2  
 Double Reclining Love Seat

 Note: Do not use power tools for assembly. Power tools increase the risk of over tightening which lead to splitting or cracking the wood.

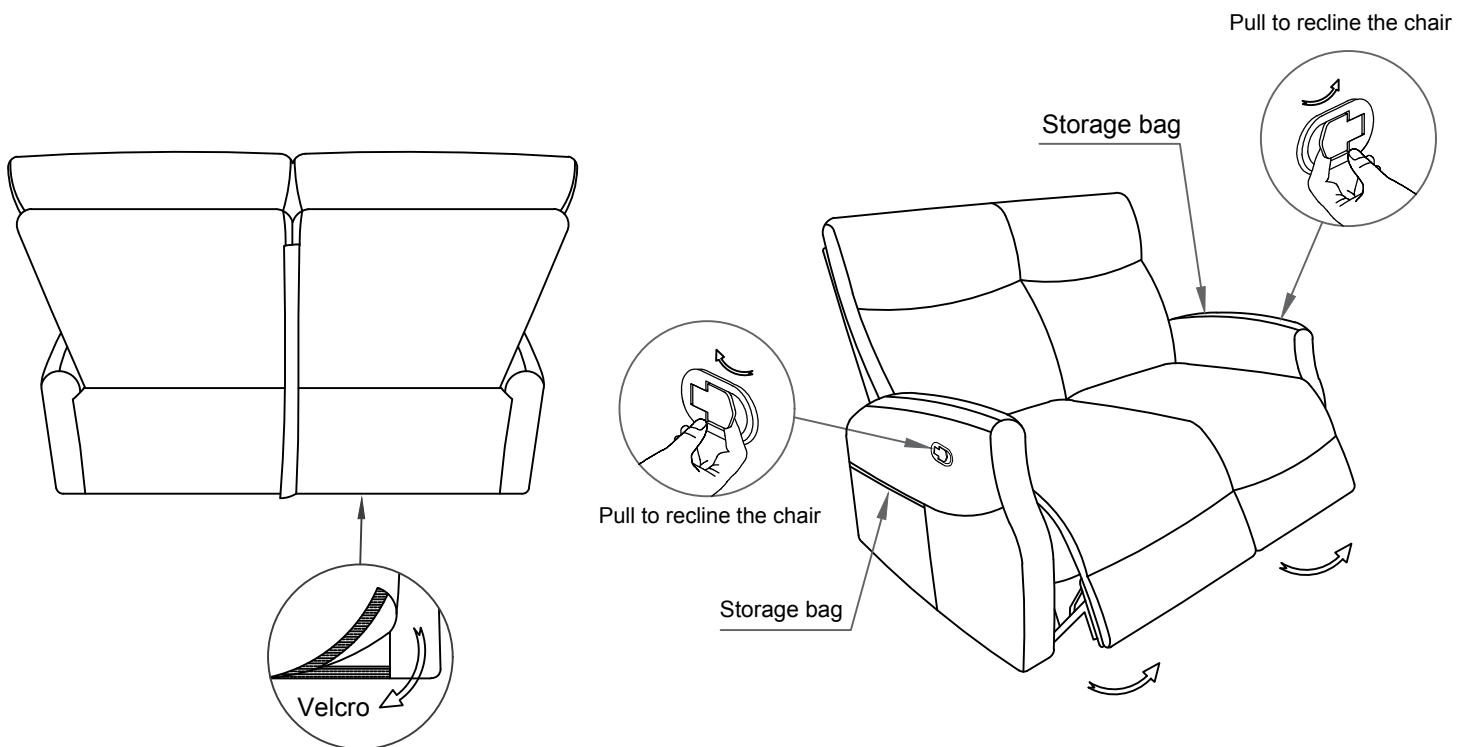
## COMPONENT LIST


No	Drawing	Description	Qty
<b>A</b>		<b>SEAT</b>	1 PC
<b>B</b>		<b>LSF BACK REST</b>	1 PC
<b>C</b>		<b>RSF BACK REST</b>	1 PC

# Step #1



# Step #2





## Care Instruction for PU Furniture:

In order to maintain the original appearance of your PU Furniture, please follow below simple care procedures:

- Avoid exposing furniture directly to sunlight or heating and air conditioning outlets. Sunlight and or exposure to heating and air conditioning outlets will fade/damage PU.
- Vacuum or wipe with a soft cloth to remove dust.
- Hardware may loosen over time. Periodically check to make sure all connections are tight, Re-tighten if necessary.



For items use on wooden floor, hard surfaces or carpets, it is recommended to Install protective pads under all legs and supports to avoid/prevent from damages/scratches and discoloration.